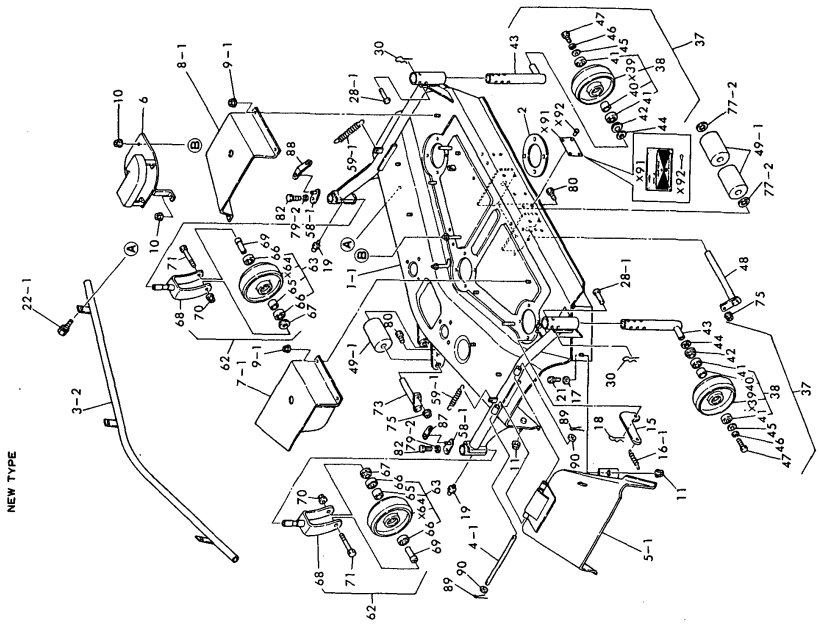
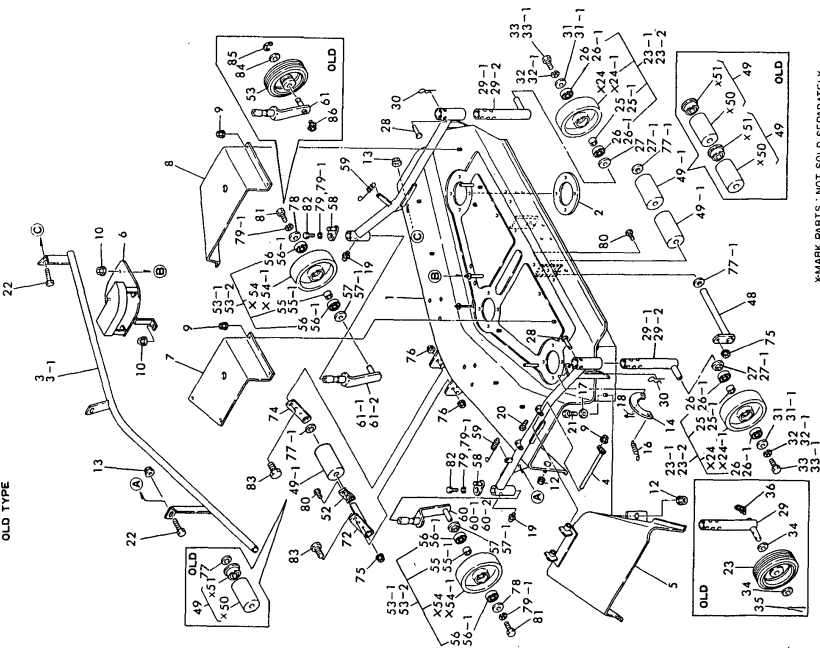


Fig.75. DECK & GAUGE WHEEL(EXCEPT FRENCH)

(A)=BM-48F(YM12)  
 (B)=BM-48F(YM14)  
 (C)=BM-48U(YM12)  
 (D)=BM-48U(YM14)  
 (E)=  
 (F)=



X-MARK PARTS : NOT SOLD SEPARATELY



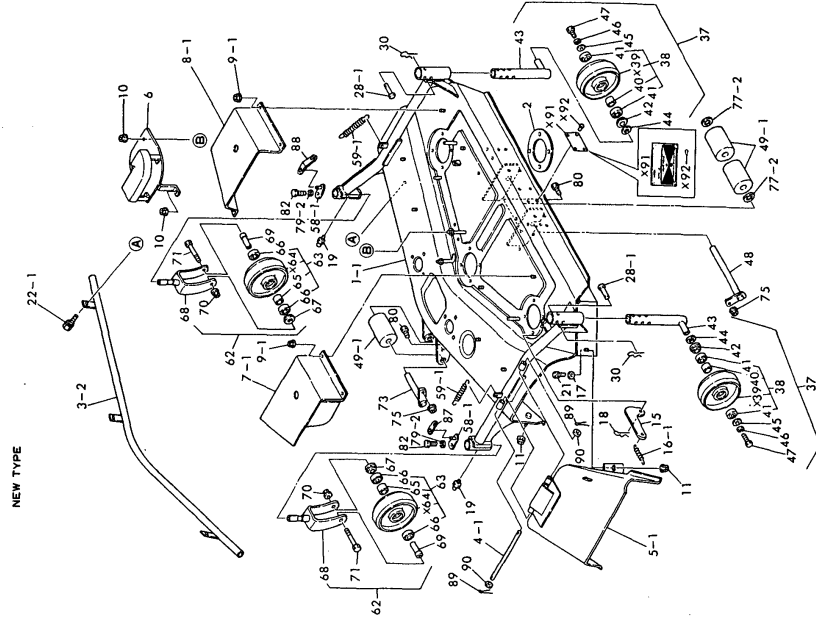
X-MARK PARTS : NOT SOLD SEPARATELY

| No.  | Lev. | Parts No.      | Description                 | Qty |     |     |     |     |     | I | R |   |
|------|------|----------------|-----------------------------|-----|-----|-----|-----|-----|-----|---|---|---|
|      |      |                |                             | (A) | (B) | (C) | (D) | (E) | (F) |   |   |   |
| 1    | 1    | 197108-15000-R | DECK ASSY                   |     |     | 1   | 1   |     |     |   |   |   |
| 1-1  | 1    | 197108-15001   | DECK ASSY                   |     |     | 1   | 1   |     |     |   |   | N |
|      |      |                | (C=E/# 23950) (D=E/# 23950) |     |     |     |     |     |     |   |   |   |
| 2    | 1    | 197108-15020   | PATCH, DECK                 |     |     | 3   | 3   |     |     |   |   |   |
| 3    | 1    | 197108-15800-R | GUARD ASSY, FOOT            |     |     | 1   | 1   |     |     |   |   |   |
| 3-1  | 1    | 197108-15801   | GUARD ASSY, FOOT            |     |     | 1   | 1   |     |     |   |   | S |
|      |      |                | (C=E/# 22705) (D=E/# 22705) |     |     |     |     |     |     |   |   |   |
| 3-2  | 1    | 197108-15802   | GUARD ASSY, FOOT            |     |     | 1   | 1   |     |     |   |   | N |
|      |      |                | (C=E/# 23950) (D=E/# 23950) |     |     |     |     |     |     |   |   |   |
| 4    | 1    | 197108-15840-U | PIN                         |     |     | 1   | 1   |     |     |   |   |   |
| 4-1  | 1    | 197108-15750   | PIN, HINGE 8X228            |     |     | 1   | 1   |     |     |   |   | S |
|      |      |                | (C=E/# 23950) (D=E/# 23950) |     |     |     |     |     |     |   |   |   |
| 5    | 1    | 197108-15900   | GUARD (A), SHOOT            |     |     | 1   | 1   |     |     |   |   | W |
|      |      |                | (C=*) (D=*)                 |     |     |     |     |     |     |   |   |   |
| 5-1  | 1    | 197108-15851   | GUARD ASSY, SHOOT           |     |     | 1   | 1   |     |     |   |   | S |
|      |      |                | (C=E/# 23950) (D=E/# 23950) |     |     |     |     |     |     |   |   |   |
| 6    | 1    | 197108-15930-R | COVER, MAIN PULLEY          |     |     | 1   | 1   |     |     |   |   |   |
| 7    | 1    | 197108-15940-R | COVER (L), PULLEY           |     |     | 1   | 1   |     |     |   |   |   |
| 7-1  | 1    | 197108-15650   | COVER (L), PULLEY           |     |     | 1   | 1   |     |     |   |   | N |
|      |      |                | (C=E/# 23950) (D=E/# 23950) |     |     |     |     |     |     |   |   |   |
| 8    | 1    | 197108-15950-R | COVER (R), PULLEY           |     |     | 1   | 1   |     |     |   |   |   |
| 8-1  | 1    | 197108-15680   | COVER (R), PULLEY           |     |     | 1   | 1   |     |     |   |   | N |
|      |      |                | (C=E/# 23950) (D=E/# 23950) |     |     |     |     |     |     |   |   |   |
| 9    | 1    | 194990-22130   | NUT, M6                     |     |     | 9   | 9   |     |     |   |   | W |
|      |      |                | (C=*) (D=*)                 |     |     |     |     |     |     |   |   |   |
| 9-1  | 1    | 194990-22130   | NUT, M6                     |     |     | 8   | 8   |     |     |   |   | K |
|      |      |                | (C=E/# 23950) (D=E/# 23950) |     |     |     |     |     |     |   |   |   |
| 10   | 1    | 194990-22130   | NUT, M6                     |     |     | 3   | 3   |     |     |   |   |   |
| 11   | 1    | 194990-22150   | NUT, M10                    |     |     | 2   | 2   |     |     |   |   | W |
|      |      |                | (C=E/# 23950) (D=E/# 23950) |     |     |     |     |     |     |   |   |   |
| 12   | 1    | 194990-22150   | NUT, M10                    |     |     | 2   | 2   |     |     |   |   | Z |
|      |      |                | (C=E/# 23950) (D=E/# 23950) |     |     |     |     |     |     |   |   |   |
| 13   | 1    | 194990-22150   | NUT, M10                    |     |     | 2   | 2   |     |     |   |   | Z |
|      |      |                | (C=E/# 23950) (D=E/# 23950) |     |     |     |     |     |     |   |   |   |
| 14   | 1    | 194464-25450   | RETAINER, BEARING           |     |     | 1   | 1   |     |     |   |   | Z |
|      |      |                | (C=E/# 23950) (D=E/# 23950) |     |     |     |     |     |     |   |   |   |
| 15   | 1    | 1E6150-63190   | LINK, CLUTCH                |     |     | 1   | 1   |     |     |   |   | W |
|      |      |                | (C=T/# 23943) (D=E/# 23950) |     |     |     |     |     |     |   |   |   |
| 16   | 1    | 194320-22240   | SPRING, RETURN              |     |     | 1   | 1   |     |     |   |   |   |
| 16-1 | 1    | 1E6221-74440   | SPRING, 2.9X19.9X93         |     |     | 1   | 1   |     |     |   |   | S |
|      |      |                | (C=E/# 21827) (D=E/# 21827) |     |     |     |     |     |     |   |   |   |
| 17   | 1    | 22137-100000   | WASHER, 10                  |     |     | 1   | 1   |     |     |   |   |   |
| 18   | 1    | 22360-080000   | SNAP PIN 8                  |     |     | 1   | 1   |     |     |   |   |   |
| 19   | 1    | 24761-010000   | NIPPLE, GREASE M6F          |     |     | 2   | 2   |     |     |   |   |   |
| 20   | 1    | 26116-060162   | BOLT, M6X 16 PLATED         |     |     | 1   | 1   |     |     |   |   | Z |
|      |      |                | (C=E/# 23950) (D=E/# 23950) |     |     |     |     |     |     |   |   |   |
| 21   | 1    | 26116-100252   | BOLT, M10X 25 PLATED        |     |     | 1   | 1   |     |     |   |   |   |
| 22   | 1    | 26116-100252   | BOLT, M10X 25 PLATED        |     |     | 2   | 2   |     |     |   |   |   |
| 22-1 | 1    | 26013-100252   | BOLT, M10X 25               |     |     | 3   | 3   |     |     |   |   | N |
|      |      |                | (C=E/# 23950) (D=E/# 23950) |     |     |     |     |     |     |   |   |   |
| 23   | 1    | 197102-16110   | WHEEL, GAUGE                |     |     | 2   | 2   |     |     |   |   |   |

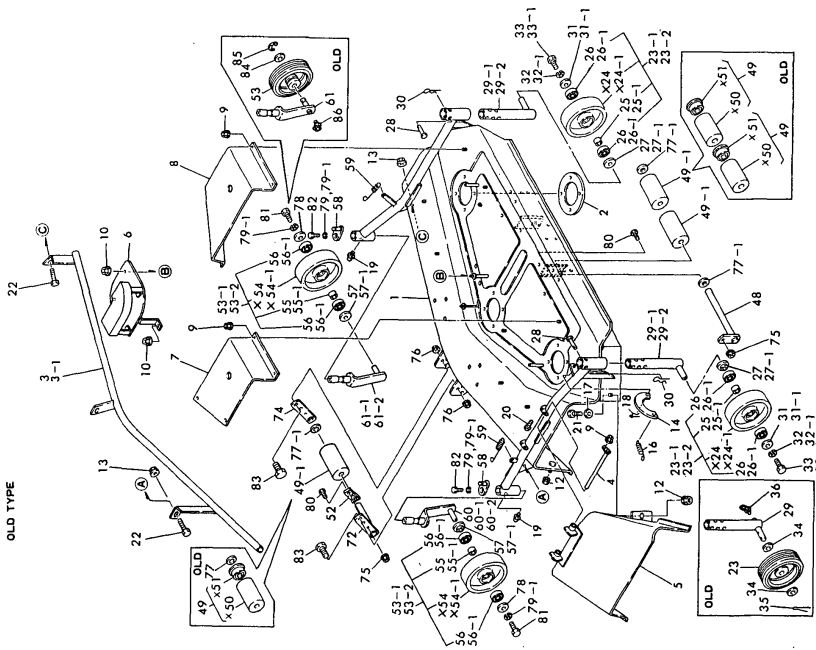
N:Old  $\begin{matrix} \text{Yes} \\ \text{No} \end{matrix}$  New, Q:Old  $\begin{matrix} \text{No} \\ \text{Yes} \end{matrix}$  New, R:Old  $\begin{matrix} \text{Yes} \\ \text{No} \end{matrix}$  New, S:Old  $\begin{matrix} \text{No} \\ \text{Yes} \end{matrix}$  New, W:Add, Z:Discontinued, F:Interchangeable by set, K:Qty Change  
 ++ CONTINUE ++  
 Copyright (C) YANMAR CO., LTD. All Rights Reserved.

Fig.75. DECK & GAUGE WHEEL(EXCEPT FRENCH)

(A)=BM-48F(YM12)  
 (B)=BM-48F(YM14)  
 (C)=BM-48U(YM12)  
 (D)=BM-48U(YM14)  
 (E)=  
 (F)=



X-MARK PARTS : NOT SOLD SEPARATELY



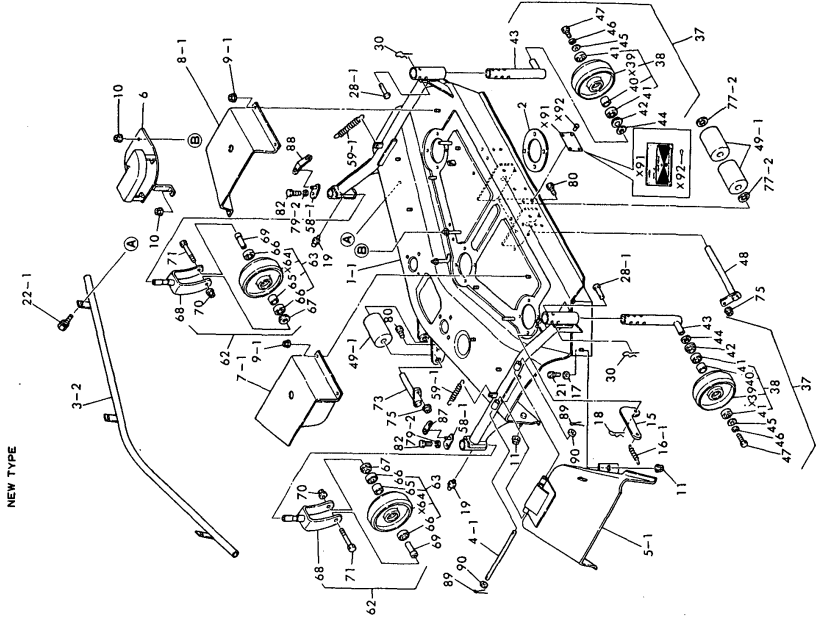
X-MARK PARTS : NOT SOLD SEPARATELY

| No.  | Lev. | Parts No.    | Description   | Qty |     |     |     |     |     | I | R |
|------|------|--------------|---|-----|-----|-----|-----|-----|-----|---|---|
|      |      |              |   | (A) | (B) | (C) | (D) | (E) | (F) |   |   |
| 23-1 | 1    | 197102-16100 | WHEEL ASSY, GAUGE<br>(C=E/# 23167) (D=E/# 23167)    |     |     | 2   | 2   |     |     |   | S |
| 23-2 | 1    | 197102-16100 | WHEEL ASSY, GAUGE<br>(C=E/# 23950) (D=E/# 23950)    |     |     | 2   | 2   |     |     |   | Z |
| 25   | 2    | 1E6020-34980 | COLLAR, 17.5X21.7X20<br>(C=E/# 23167) (D=E/# 23167) |     |     | 2   | 2   |     |     |   | W |
| 25-1 | 2    | 1E6020-34980 | COLLAR, 17.5X21.7X20<br>(C=E/# 23950) (D=E/# 23950) |     |     | 2   | 2   |     |     |   | Z |
| 26   | 2    | 24104-060034 | BEARING, BALL 6003UU<br>(C=E/# 23167) (D=E/# 23167) |     |     | 4   | 4   |     |     |   | W |
| 26-1 | 2    | 24104-060034 | BEARING, BALL 6003UU<br>(C=E/# 23950) (D=E/# 23950) |     |     | 4   | 4   |     |     |   | Z |
| 27   | 2    | 197102-16120 | WASHER, DUST<br>(C=E/# 23167) (D=E/# 23167)         |     |     | 2   | 2   |     |     |   | W |
| 27-1 | 2    | 197102-16120 | WASHER, DUST<br>(C=E/# 23950) (D=E/# 23950)         |     |     | 2   | 2   |     |     |   | Z |
| 28   | 1    | 197108-16250 | PIN 12X40, FLAT HEAD<br>(C=E/# 23167) (D=E/# 23167) |     |     | 2   | 2   |     |     |   |   |
| 28-1 | 1    | 197108-16251 | PIN 12X 45<br>(C=E/# 23950) (D=E/# 23950)           |     |     | 2   | 2   |     |     |   | N |
| 29   | 1    | 197108-16300 | SHAFT, GAUGE WHEEL                                  |     |     | 3   | 3   |     |     |   |   |
| 29-1 | 1    | 197108-16301 | SHAFT ASSY, G. WHEEL<br>(C=E/# 23167) (D=E/# 23167) |     |     | 3   | 3   |     |     |   | S |
| 29-2 | 1    | 197108-16301 | SHAFT ASSY, G. WHEEL<br>(C=E/# 23950) (D=E/# 23950) |     |     | 3   | 3   |     |     |   | Z |
| 30   | 1    | 197102-18340 | PIN, SNAP 10  |     |     | 2   | 2   |     |     |   |   |
| 31   | 1    | 22157-080000 | WASHER, 8<br>(C=E/# 23167) (D=E/# 23167)            |     |     | 2   | 2   |     |     |   | W |
| 31-1 | 1    | 22157-080000 | WASHER, 8<br>(C=E/# 23950) (D=E/# 23950)            |     |     | 2   | 2   |     |     |   | Z |
| 32   | 1    | 22217-080000 | WASHER, SPRING 8<br>(C=E/# 23167) (D=E/# 23167)     |     |     | 2   | 2   |     |     |   | W |
| 32-1 | 1    | 22217-080000 | WASHER, SPRING 8<br>(C=E/# 23950) (D=E/# 23950)     |     |     | 2   | 2   |     |     |   | Z |
| 33   | 1    | 26116-080162 | BOLT, M8X 16 PLATED<br>(C=E/# 23167) (D=E/# 23167)  |     |     | 2   | 2   |     |     |   | W |
| 33-1 | 1    | 26116-080162 | BOLT, M8X 16 PLATED<br>(C=E/# 23950) (D=E/# 23950)  |     |     | 2   | 2   |     |     |   | Z |
| 34   | 1    | 22127-160000 | WASHER, 16<br>(C=E/# 23167) (D=E/# 23167)           |     |     | 4   | 4   |     |     |   | Z |
| 35   | 1    | 22417-400320 | PIN, COTTER 4.0X32<br>(C=E/# 23167) (D=E/# 23167)   |     |     | 2   | 2   |     |     |   | Z |
| 36   | 1    | 24761-040000 | NIPPLE, GREASE B<br>(C=E/# 23167) (D=E/# 23167)     |     |     | 2   | 2   |     |     |   | Z |
| 37   | 1    | 197108-16211 | WHEEL KIT, GAUGE<br>(C=E/# 23950) (D=E/# 23950)     |     |     | 2   | 2   |     |     |   | W |
| 38   | 2    | 197102-16100 | WHEEL ASSY, GAUGE<br>(C=E/# 23950) (D=E/# 23950)    |     |     | 2   | 2   |     |     |   | W |
| 40   | 3    | 1E6020-34980 | COLLAR, 17.5X21.7X20<br>(C=E/# 23950) (D=E/# 23950) |     |     | 2   | 2   |     |     |   | W |
| 41   | 3    | 24104-060034 | BEARING, BALL 6003UU                                |     |     | 4   | 4   |     |     |   | W |

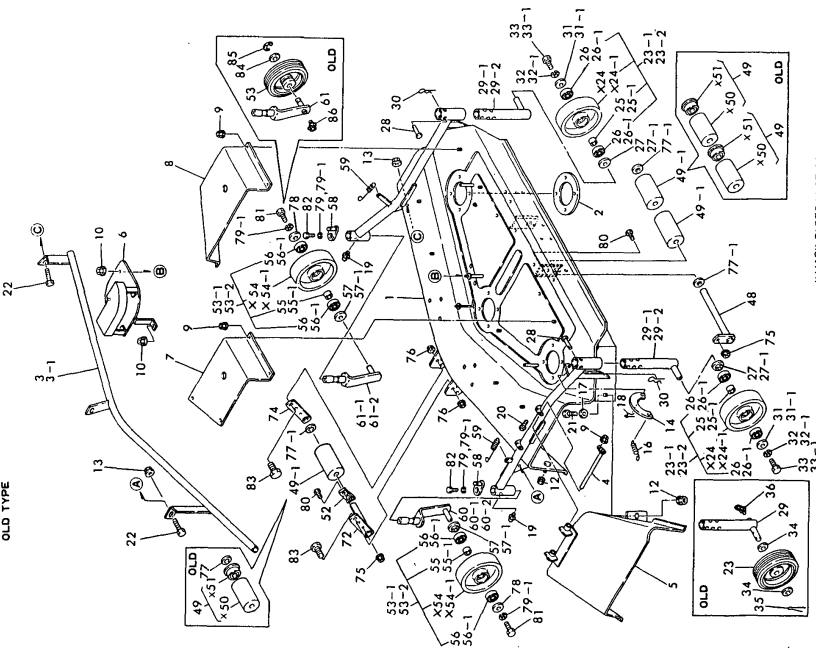
N:Old  $\begin{matrix} \text{Yes} \\ \text{No} \end{matrix}$  New, Q:Old  $\begin{matrix} \text{No} \\ \text{Yes} \end{matrix}$  New, R:Old  $\begin{matrix} \text{Yes} \\ \text{No} \end{matrix}$  New, S:Old  $\begin{matrix} \text{No} \\ \text{Yes} \end{matrix}$  New, W:Add, Z:Discontinued, F:Interchangeable by set, K:Q'ty Change  
 ++ CONTINUE ++  
 Copyright (C) YANMAR CO., LTD. All Rights Reserved.

Fig.75. DECK & GAUGE WHEEL(EXCEPT FREN

(A)=BM-48F(YM12)  
 (B)=BM-48F(YM14)  
 (C)=BM-48U(YM12)  
 (D)=BM-48U(YM14)  
 (E)=  
 (F)=



X-MARK PARTS : NOT SOLD SEPARATELY



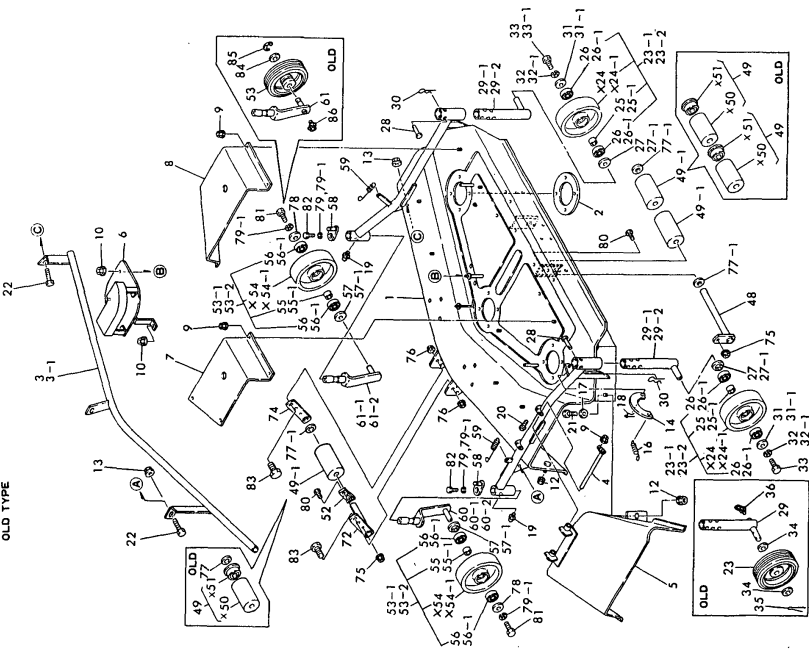
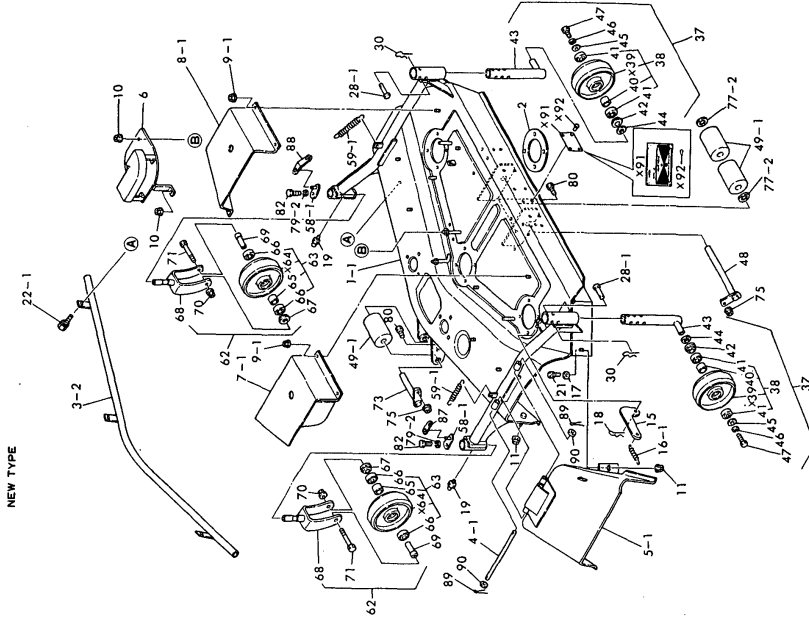
X-MARK PARTS : NOT SOLD SEPARATELY

| No.  | Lev. | Parts No.      | Description   | Qty |     |     |     |     |     | I | R |
|------|------|----------------|---|-----|-----|-----|-----|-----|-----|---|---|
|      |      |                |   | (A) | (B) | (C) | (D) | (E) | (F) |   |   |
| 42   | 2    | 197102-16120   | WASHER, DUST<br>(C=E/# 23950) (D=E/# 23950)         |     |     | 2   | 2   |     |     |   | W |
| 43   | 2    | 197108-16302   | SHAFT, GAUGE WHEEL<br>(C=E/# 23950) (D=E/# 23950)   |     |     | 2   | 2   |     |     |   | W |
| 44   | 2    | 22127-160000   | WASHER, 16<br>(C=E/# 23950) (D=E/# 23950)           |     |     | 2   | 2   |     |     |   | W |
| 45   | 2    | 22157-080000   | WASHER, 8<br>(C=E/# 23950) (D=E/# 23950)            |     |     | 2   | 2   |     |     |   | W |
| 46   | 2    | 22217-080000   | WASHER, SPRING 8<br>(C=E/# 23950) (D=E/# 23950)     |     |     | 2   | 2   |     |     |   | W |
| 47   | 2    | 26116-080162   | BOLT, M8X 16 PLATED<br>(C=E/# 23950) (D=E/# 23950)  |     |     | 2   | 2   |     |     |   | W |
| 48   | 1    | 197102-15260-U | PIN, ROLLER   |     |     | 1   | 1   |     |     |   |   |
| 49   | 1    | 197102-15300   | ROLLER ASSY   |     |     | 3   | 3   |     |     |   |   |
| 49-1 | 1    | 197102-15301   | ROLLER ASSY<br>(C=E/# 23167) (D=E/# 23167)          |     |     | 3   | 3   |     |     |   | N |
| 52   | 1    | 197102-15540   | SPRING, STOP<br>(C=E/# 23950) (D=E/# 23950)         |     |     | 1   | 1   |     |     |   | Z |
| 53   | 1    | 197102-16110   | WHEEL, GAUGE  |     |     | 2   | 2   |     |     |   |   |
| 53-1 | 1    | 197102-16100   | WHEEL ASSY, GAUGE<br>(C=E/# 23167) (D=E/# 23167)    |     |     | 2   | 2   |     |     |   | S |
| 53-2 | 1    | 197102-16100   | WHEEL ASSY, GAUGE<br>(C=E/# 23950) (D=E/# 23950)    |     |     | 2   | 2   |     |     |   | Z |
| 55   | 2    | 1E6020-34980   | COLLAR, 17.5X21.7X20<br>(C=E/# 23167) (D=E/# 23167) |     |     | 2   | 2   |     |     |   | W |
| 55-1 | 2    | 1E6020-34980   | COLLAR, 17.5X21.7X20<br>(C=E/# 23950) (D=E/# 23950) |     |     | 2   | 2   |     |     |   | Z |
| 56   | 2    | 24104-060034   | BEARING, BALL 6003UU<br>(C=E/# 23167) (D=E/# 23167) |     |     | 4   | 4   |     |     |   | W |
| 56-1 | 2    | 24104-060034   | BEARING, BALL 6003UU<br>(C=E/# 23950) (D=E/# 23950) |     |     | 4   | 4   |     |     |   | Z |
| 57   | 2    | 197102-16120   | WASHER, DUST<br>(C=E/# 23167) (D=E/# 23167)         |     |     | 2   | 2   |     |     |   | W |
| 57-1 | 2    | 197102-16120   | WASHER, DUST<br>(C=E/# 23950) (D=E/# 23950)         |     |     | 2   | 2   |     |     |   | Z |
| 58   | 1    | 197108-16450   | PLATE, SPRING                                       |     |     | 2   | 2   |     |     |   |   |
| 58-1 | 1    | 197108-16451   | PLATE ASSY, HOOK<br>(C=E/# 23950) (D=E/# 23950)     |     |     | 2   | 2   |     |     |   | N |
| 59   | 1    | 197108-16470   | SPRING, RETURN                                      |     |     | 2   | 2   |     |     |   |   |
| 59-1 | 1    | 197108-16471   | SPRING, RETURN<br>(C=E/# 23950) (D=E/# 23950)       |     |     | 2   | 2   |     |     |   | S |
| 60   | 2    | 197108-16500   | SHAFT (L), F. WHEEL                                 |     |     | 1   | 1   |     |     |   |   |
| 60-1 | 2    | 197108-16501   | SHAFT (L), F. WHEEL<br>(C=E/# 23167) (D=E/# 23167)  |     |     | 1   | 1   |     |     |   | N |
| 60-2 | 2    | 197108-16501   | SHAFT (L), F. WHEEL<br>(C=E/# 23950) (D=E/# 23950)  |     |     | 1   | 1   |     |     |   | Z |
| 61   | 2    | 197108-16550   | SHAFT (R), F. WHEEL                                 |     |     | 1   | 1   |     |     |   |   |
| 61-1 | 2    | 197108-16551   | SHAFT (R), F. WHEEL<br>(C=E/# 23167) (D=E/# 23167)  |     |     | 1   | 1   |     |     |   | N |
| 61-2 | 2    | 197108-16551   | SHAFT (R), F. WHEEL                                 |     |     | 1   | 1   |     |     |   | Z |

N:Old  $\begin{matrix} \text{Yes} \\ \text{No} \end{matrix}$  New, Q:Old  $\begin{matrix} \text{No} \\ \text{Yes} \end{matrix}$  New, R:Old  $\begin{matrix} \text{Yes} \\ \text{No} \end{matrix}$  New, S:Old  $\begin{matrix} \text{No} \\ \text{Yes} \end{matrix}$  New, W:Add, Z:Discontinued, F:Interchangeable by set, K:Q'ty Change  
 ++ CONTINUE ++  
 Copyright (C) YANMAR CO., LTD. All Rights Reserved.

Fig.75. DECK & GAUGE WHEEL(EXCEPT FREN

(A)=BM-48F(YM12)  
 (B)=BM-48F(YM14)  
 (C)=BM-48U(YM12)  
 (D)=BM-48U(YM14)  
 (E)=  
 (F)=



| No.  | Lev. | Parts No.      | Description   | Qty |     |     |     |     |     | I | R |
|------|------|----------------|---|-----|-----|-----|-----|-----|-----|---|---|
|      |      |                |   | (A) | (B) | (C) | (D) | (E) | (F) |   |   |
| 62   | 1    | 197108-16411   | WHEEL KIT, FRONT<br>(C=E/# 23950) (D=E/# 23950)     |     |     | 2   | 2   |     |     |   | W |
| 63   | 2    | 197102-16100   | WHEEL ASSY, GAUGE<br>(C=E/# 23950) (D=E/# 23950)    |     |     | 2   | 2   |     |     |   | W |
| 65   | 3    | 1E6020-34980   | COLLAR, 17.5X21.7X20<br>(C=E/# 23950) (D=E/# 23950) |     |     | 2   | 2   |     |     |   | W |
| 66   | 3    | 24104-060034   | BEARING, BALL 6003UU<br>(C=E/# 23950) (D=E/# 23950) |     |     | 4   | 4   |     |     |   | W |
| 67   | 2    | 197102-16120   | WASHER, DUST<br>(C=E/# 23950) (D=E/# 23950)         |     |     | 2   | 2   |     |     |   | W |
| 68   | 2    | 197108-16502   | ARM ASSY, WHEEL<br>(C=E/# 23950) (D=E/# 23950)      |     |     | 2   | 2   |     |     |   | W |
| 69   | 2    | 197108-16590   | BUSH, WHEEL<br>(C=E/# 23950) (D=E/# 23950)          |     |     | 2   | 2   |     |     |   | W |
| 70   | 2    | 194990-22150   | NUT, M10<br>(C=E/# 23950) (D=E/# 23950)             |     |     | 2   | 2   |     |     |   | W |
| 71   | 2    | 26116-100802   | BOLT, M10X 80 PLATED<br>(C=E/# 23950) (D=E/# 23950) |     |     | 2   | 2   |     |     |   | W |
| 72   | 1    | 197108-16650   | SHAFT, ROLLER<br>(C=E/# 23950) (D=E/# 23950)        |     |     | 1   | 1   |     |     |   | Z |
| 73   | 1    | 197102-15370-U | PIN, ROLLER<br>(C=E/# 23950) (D=E/# 23950)          |     |     | 1   | 1   |     |     |   | W |
| 74   | 1    | 197108-16670   | PLATE, ROLLER<br>(C=E/# 23950) (D=E/# 23950)        |     |     | 1   | 1   |     |     |   | Z |
| 75   | 1    | 194990-22130   | NUT, M6   |     |     | 2   | 2   |     |     |   | Z |
| 76   | 1    | 194990-22150   | NUT, M10<br>(C=E/# 23950) (D=E/# 23950)             |     |     | 4   | 4   |     |     |   | Z |
| 77   | 1    | 22127-180000   | WASHER 18<br>(C=*) (D=*)                            |     |     | 1   | 1   |     |     |   | K |
| 77-1 | 1    | 22127-180000   | WASHER 18<br>(C=E/# 23950) (D=E/# 23950)            |     |     | 3   | 3   |     |     |   | K |
| 77-2 | 1    | 22127-180000   | WASHER 18<br>(C=E/# 23950) (D=E/# 23950)            |     |     | 2   | 2   |     |     |   | K |
| 78   | 1    | 22157-080000   | WASHER, 8<br>(C=E/# 23950) (D=E/# 23950)            |     |     | 2   | 2   |     |     |   | Z |
| 79   | 1    | 22217-080000   | WASHER, SPRING 8<br>(C=*) (D=*)                     |     |     | 2   | 2   |     |     |   | K |
| 79-1 | 1    | 22217-080000   | WASHER, SPRING 8<br>(C=E/# 23950) (D=E/# 23950)     |     |     | 4   | 4   |     |     |   | K |
| 79-2 | 1    | 22217-080000   | WASHER, SPRING 8<br>(C=E/# 23950) (D=E/# 23950)     |     |     | 2   | 2   |     |     |   | K |
| 80   | 1    | 26116-060162   | BOLT, M6X 16 PLATED<br>(C=E/# 23950) (D=E/# 23950)  |     |     | 2   | 2   |     |     |   | Z |
| 81   | 1    | 26116-080162   | BOLT, M8X 16 PLATED<br>(C=E/# 23950) (D=E/# 23950)  |     |     | 2   | 2   |     |     |   | Z |
| 82   | 1    | 26116-080202   | BOLT, M8X 20 PLATED<br>(C=E/# 23950) (D=E/# 23950)  |     |     | 2   | 2   |     |     |   | Z |
| 83   | 1    | 26116-100252   | BOLT, M10X 25 PLATED<br>(C=E/# 23950) (D=E/# 23950) |     |     | 4   | 4   |     |     |   | Z |
| 84   | 1    | 22127-160000   | WASHER, 16<br>(C=*) (D=*)                           |     |     | 2   | 2   |     |     |   | Z |
| 85   | 1    | 22272-000150   | RING, E-15<br>(C=*) (D=*)                           |     |     | 2   | 2   |     |     |   | Z |
| 86   | 1    | 24761-040000   | NIPPLE, GREASE B<br>(C=*) (D=*)                     |     |     | 2   | 2   |     |     |   | Z |

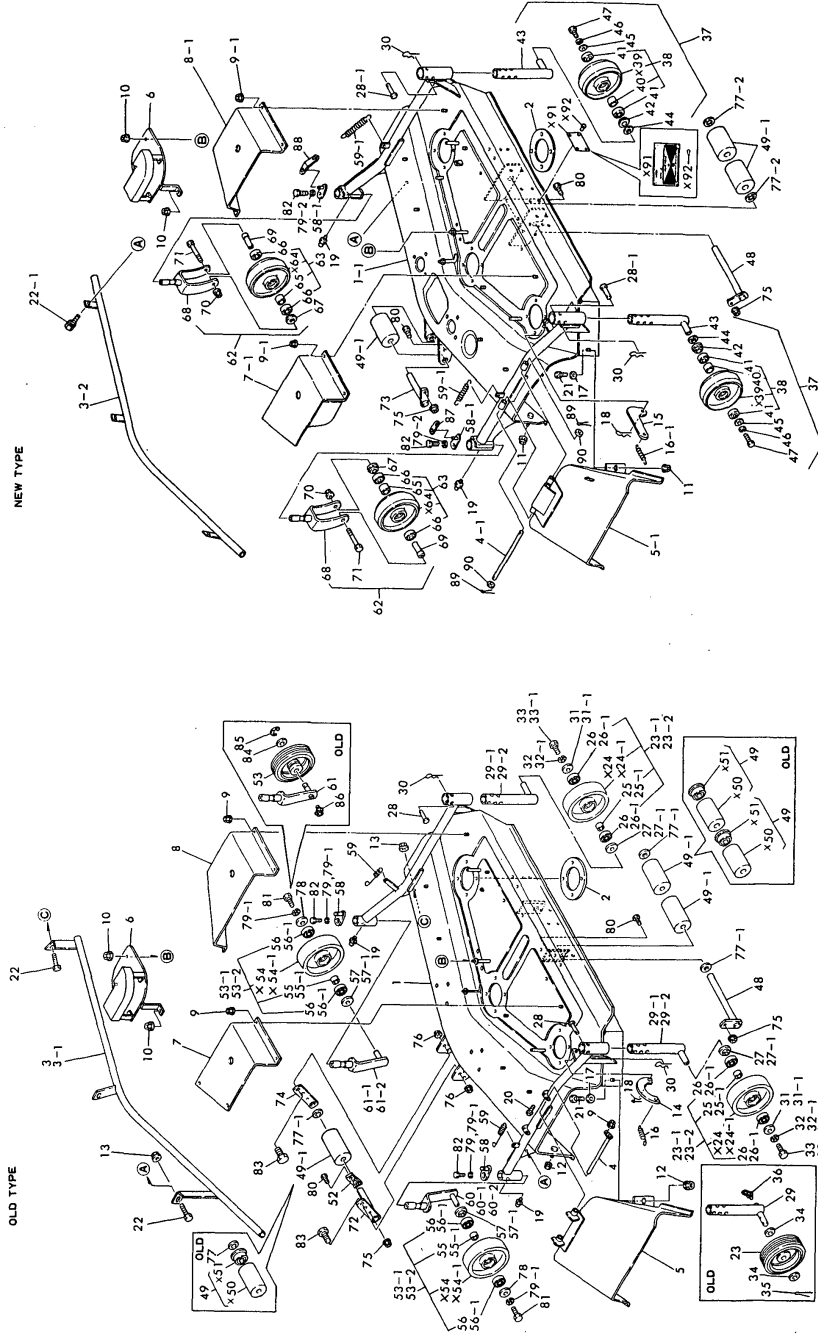
Fig. 75 DECK & GAUGE WHEEL (EXCEPT FRENCH)

N:Old Yes/No New, Q:Old Yes/No New, R:Old Yes/No New, S:Old Yes/No New, W:Add, Z:Discontinued, F:Interchangeable by set, K:Qty Change  
 ++ CONTINUE ++  
 Copyright (C) YANMAR CO., LTD. All Rights Reserved.

Fig.75. DECK & GAUGE WHEEL(EXCEPT FREN

(A)=BM-48F(YM12)  
 (B)=BM-48F(YM14)  
 (C)=BM-48U(YM12)  
 (D)=BM-48U(YM14)  
 (E)=  
 (F)=

Fig. 75 DECK & GAUGE WHEEL [EXCEPT FRENCH]



X-MARK PARTS : NOT SOLD SEPARATELY

X-MARK PARTS : NOT SOLD SEPARATELY

| No. | Lev. | Parts No.    | Description                 | Q'ty |     |     |     |     |     | I | R |
|-----|------|--------------|-----------------------------|------|-----|-----|-----|-----|-----|---|---|
|     |      |              |                             | (A)  | (B) | (C) | (D) | (E) | (F) |   |   |
|     |      |              | (C=E/# 23950) (D=*)         |      |     |     |     |     |     |   |   |
| 87  | 1    | 197108-16480 | LINK, SPRING L              |      |     | 1   | 1   |     |     |   | W |
|     |      |              | (C=E/# 23950) (D=E/# 23950) |      |     |     |     |     |     |   |   |
| 88  | 1    | 197108-16490 | LINK, SPRING R              |      |     | 1   | 1   |     |     |   | W |
|     |      |              | (C=E/# 23950) (D=E/# 23950) |      |     |     |     |     |     |   |   |
| 89  | 1    | 22417-200160 | PIN, COTTER 2.0X16          |      |     | 2   | 2   |     |     |   | W |
|     |      |              | (C=E/# 23950) (D=E/# 23950) |      |     |     |     |     |     |   |   |
| 90  | 1    | 22137-080000 | WASHER, 8                   |      |     | 2   | 2   |     |     |   | W |
|     |      |              | (C=E/# 23950) (D=E/# 23950) |      |     |     |     |     |     |   |   |